

# MCLEAN COUNTY PEACEMAKERS

November 20, 2021

## Stage 1

10 Pistol, 10 Rifle

*By Arizona Buffalo Joe*

**STAGING:** Pistols holstered, rifle staged in left window.

**STARTING POSITION:** Standing at left window with hands on hat. When ready say:

*“Let’s eat some turkey.”*

**PROCEDURE:** ATB: engage the rifle targets:

**1-1-2-2-2-3-3-3-4-4**

Restage rifle then move to right window and engage pistol targets same order as rifle.

**1-1-2-2-2//3-3-3-4-4**



---

## Stage 2

10 Pistol, 10 Rifle

*By Arizona Buffalo Joe*

**STAGING:** Pistols holstered.

**STARTING POSITION:** Standing at left window with rifle at Port-Arms. When ready say:

*“Turkey tastes great.”*

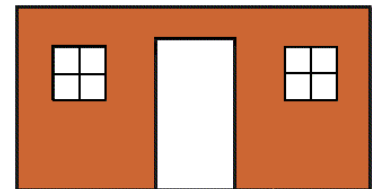
**PROCEDURE:** ATB: Engage the rifle targets:

**1-2-3-4-3-2-1-2-3-4**

Stage rifle in left window. Move to right window. Draw pistols and engage the pistol targets:

**1-2-3-4-3//2-1-2-3-4**

---



# MCLEAN COUNTY PEACEMAKERS

November 20, 2021

## Stage 3

10 Pistol, 10 Rifle

*By Arizona Buffalo Joe*

**STAGING:** Pistols holstered, rifle on left shelf.

**STARTING POSITION:** Standing at left window with both hands on your buckle. When ready say:



***“Gimme that turkey leg, partner”***

**PROCEDURE:** ATB: Engage the rifle targets:

**1-1-1-2-1-3-1-4-1-1**

Restage rifle in left window, move to right window. Draw pistols to engage targets:

**1-1-1-2-1//3-1-4-1-1**



**MDC = Misses Don't Count on bonus targets**

# MCLEAN COUNTY PEACEMAKERS

November 20, 2021

## Stage 4

10 Pistol, 10 Rifle

*By Arizona Buffalo Joe*

**STAGING:** Pistols holstered, rifle staged in left window.

**STARTING POSITION:** Standing at left window with hands on your pistols. When ready say:

*”More taters please”*

**PROCEDURE:** ATB: With rifle engage in following order:



**1-2-3-1-2-3-1-2-3-cowboy**

Stage rifle in left window. From right window engage pistol targets in the same order as the rifle.

**1-2-3-1-2//3-1-2-3-cowboy**

Each cowboy hit is a 5 second bonus. MDC on the cowboy.

---



## Stage 5

10 Pistol, 10 Rifle

*By Tomahawk Johnson*

**STAGING:** Rifle staged on left shelf, pistols on right shelf.

**STARTING POSITION:** Standing at left window with hands at your side. When ready say:

*”I’m ready for pumpkin pie”*

**PROCEDURE:** ATB: Engage rifle targets:

**3-3-2-2-1-1-2-2-3-cowboy**

Restage rifle. Move to right window to engage the pistol targets:

**3-3-2-2-1//1-2-2-3-cowboy**

Each cowboy hit is a 5 second bonus. MDC on the cowboy.

---

