

# MCLEAN COUNTY PEACEMAKERS

September 18, 2021

## Stage 1

10 Pistol, 10 Rifle, 4+ Shotgun

By: Arizona Buffalo Joe

**STAGING:** Pistols holstered, rifle in left window, shotgun in right window.

**STARTING POSITION:** Standing at the left window, hands at your side. When ready say:

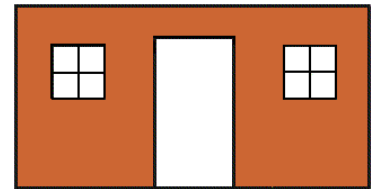
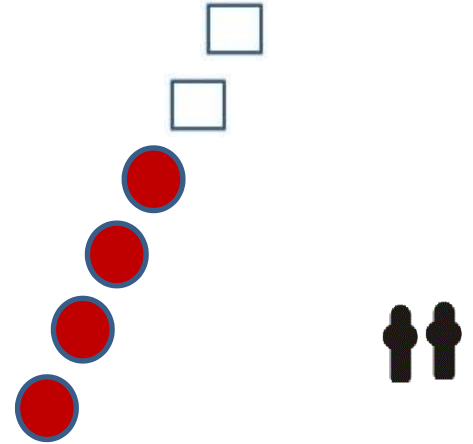
*“I’m faster than you’ll ever live to be”*

**PROCEDURE:** ATB - Draw pistols per your style then engage the pistol targets:

**1-2-2-3-3//3-4-4-4-4**

Reholster. Take the rifle to the doorway, then engage the rifle targets: **5-5-5-5-5-6-6-6-6-6**

Move to the right window, stage rifle. Engage the shotgun targets: **1-2-1-2**



---

ATB = At The **B**uzzer

MDC = Misses **D**on't Count

MBE = **M**ust **B**e Engaged

RNL = **R**ifle **N**ot **L**ast



# MCLEAN COUNTY PEACEMAKERS

September 18, 2021

## Stage 2

10 Pistol, 10 Rifle, 4+ Shotgun

By: Arizona Buffalo Joe

**STAGING:** Pistols holstered, shotgun and rifle on table.

**STARTING POSITION:** Standing behind the table with hands on belt buckle. When ready say:

*“It’s a beautiful day”*

**PROCEDURE:** ATB –Engage rifle targets from behind the table:

**2-2-3-3-1-1-4-4-2-3**

Restage rifle on the table. Draw you pistols, engage targets in order:

**2-2-3-3-1//1-4-4-2-3**

Reholster. Retrieve shotgun, engage targets

**1-2-1-2**



## Stage 3

10 Pistol, 10 Rifle, 4+ Shotgun

By: Tomahawk Johnson

**STAGING:** Shotgun staged on the center table. Pistols holstered.

**STARTING POSITION:** Standing behind the table with rifle at the ready. When ready say:

*“It’s going to be a beautiful night”*

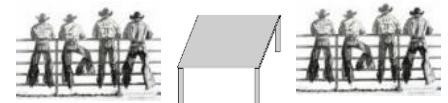
**PROCEDURE:** ATB - engage the rifle targets:

**1-2-3-4-3-2-1-2-3-4**

Restage rifle on table. Draw pistols per your style to engage targets: **1-2-3-4-3//2-1-2-3-4**

Reholster pistols. Engage shotgun targets:

**1-2-2-1**



# MCLEAN COUNTY PEACEMAKERS

September 18, 2021

## Stage 4

10 Pistol, 10 Rifle, 4+ Shotgun

*By: Arizona Buffalo Joe*

**STAGING:** Pistols holstered, shotgun staged in right window.

**STARTING POSITION:** Standing at the right window hold rifle at port-arms. When ready say:

*“It’s going to be a great morning”*

**PROCEDURE:** ATB – engage the rifle targets:  
**1-1-2-2-2-3-3-3-4-4**

Stage the rifle, take the shotgun to the doorway.  
Knock down targets in order: **1-2-3-4**

Move to the left window, stage shotgun then engage pistol targets: **1-1-2-2-2//3-3-3-4-4**



---

## Stage 5

10 Pistol, 10 Rifle, 4+ Shotgun

*By: Tomahawk Johnson*

**STAGING:** Shotgun & rifle staged in right window. Pistols holstered.

**STARTING POSITION:** Standing at the right window with rifle in two hands. When ready say:

*“It’s going to be a great lunch”*

**PROCEDURE:** ATB - engage the rifle targets:  
**4-3-2-1-2-3-4-3-2-1**

Restage rifle. Take the shotgun to the doorway and knockdown targets in order: **4-3-2-1**

Move to the left window, stage shotgun.

Engage the pistol targets:

**4-3-2-1-2//3-4-3-2-1**

---

